


Introductory sub-table (I)(a)

Name of the Company: Continental Securities Limited			
Scrip Code, Name of the scrip, class of security: Continental Securities Limited, Equity			
Quarter ended: 31st March, 2013			
Partly paid-up shares:-	No. of partly paid-up shares	As a % of total no. of partly paid-up shares	As a % of total no. of shares of the company
Held by promoter/promoter group	0	0.00	0.00
Held by public	1889300	100.00	58.12
Total	1889300	100.00	58.12
Outstanding convertible securities:-	No. of outstanding securities	As a % of total no. of outstanding convertible securities	As a % of total no. of shares of the company, assuming full conversion of the convertible securities
Held by promoter/promoter group	NIL	NIL	NIL
Held by public	NIL	NIL	NIL
Total	NIL	NIL	NIL
Warrants:-	No. of warrants	As a % of total no. of warrants	As a % of total no. of shares of the company, assuming full conversion of warrants
Held by promoter/promoter group	NIL	NIL	NIL
Held by public	NIL	NIL	NIL
Total	NIL	NIL	NIL
Total paid-up capital of the company, assuming full conversion of warrants and convertible securities	3250600	N.A.	100.00

For Continental Securities Ltd.



Managing Director

Statement Showing Shareholding Pattern


Category code	Category of Shareholder	Number of Shareholders	Table (I)(a)		Total shareholding as a percentage of total number of shares		Shares Pledged or otherwise encumbered	
			Total number of shares	Number of shares held in dematerialized form	As a percentage of (A+B) ¹	As a percentage of (A+B+C)	Number of shares	As a percentage
			(IV)	(V)	(VI)	(VII)	(VIII)	(IX) = (VIII)/(IV)*100
(I)	(II)	(III)	(IV)	(V)	(VI)	(VII)	(VIII)	(IX) = (VIII)/(IV)*100
(A)	Shareholding of Promoter and Promoter							
1	Indian							
(a)	Individuals/ Hindu Undivided Family							
		103	813500	0	25.03	25.03	0	0.00
(b)	Central Government/ State Government(s)	0	0	0	0.00	0.00	0	0.00
(c)	Bodies Corporate	7	486500	0	14.97	14.97	0	0.00
(d)	Financial Institutions/ Banks	0	0	0	0.00	0.00	0	0.00
(e)	Any Others(Specify)	0	0	0	0.00	0.00	0	0.00
	Sub Total(A)(1)	110	1300000	0	39.99	39.99	0	0.00
2	Foreign							
a	Individuals (Non-Residents Individuals/ Foreign Individuals)	0	0	0	0.00	0.00	0	0.00
b	Bodies Corporate	0	0	0	0.00	0.00	0	0.00
c	Institutions	0	0	0	0.00	0.00	0	0.00
d	Qualified Foreign Investor	0	0	0	0.00	0.00	0	0.00
e	Any Others(Specify)	0	0	0	0.00	0.00	0	0.00
	Sub Total(A)(2)	0	0	0	0.00	0.00	0	0.00
	Total Shareholding of Promoter and Promoter Group (A)= (A)(1)+(A)(2)	110	1300000	0	39.99	39.99	0	0.00
(B)	Public shareholding							
1	Institutions							
(a)	Mutual Funds/ UTI	0	0	0	0.00	0.00	0	0.00
(b)	Financial Institutions / Banks	0	0	0	0.00	0.00	0	0.00
(c)	Central Government/ State Government(s)	0	0	0	0.00	0.00	0	0.00
(d)	Venture Capital Funds	0	0	0	0.00	0.00	0	0.00
(e)	Insurance Companies	0	0	0	0.00	0.00	0	0.00
(f)	Foreign Institutional Investors	0	0	0	0.00	0.00	0	0.00
(g)	Foreign Venture Capital Investors	0	0	0	0.00	0.00	0	0.00
(h)	Qualified Foreign Investor	0	0	0	0.00	0.00	0	0.00
(i)	Any Other (specify)	0	0	0	0.00	0.00	0	0.00
	Sub-Total (B)(1)	0	0	0	0.00	0.00	0	0.00
B 2	Non-institutions							
(a)	Bodies Corporate	2	8900	0	0.27	0.27	0	0.00
(b)	Individuals							
I	Individuals -i. Individual shareholders holding nominal share capital up to Rs 1 lakh	3429	1469000	0	45.19	45.19	0	0.00
II	ii. Individual shareholders holding nominal share capital in excess of Rs. 1 lakh.	21	422700	0	13.00	13.00	0	0.00
(c)	Qualified Foreign Investor	0	0	0	0.00	0.00	0	0.00
(d)	Any Other - NRI	1	50000	0	1.54	1.54	0	0.00
	Sub-Total (B)(2)	3453	1950600	0	60.01	60.01	0	0.00
(B)	Total Public Shareholding (B)= (B)(1)+(B)(2)	3453	1950600	0	60.01	60.01	0	0.00
	TOTAL (A)+(B)	3563	3250600	0	100.00	100.00	0	0.00

For Continental Securities Ltd.

[Signature]
Managing Director

(C)	Shares held by Custodians and against which Depository Receipts have been issued							
1	Promoter and Promoter Group	0	0	0	0.00	0.00	0	0.00
2	Public	0	0	0	N.A.	0.00	0	0.00
	Sub-Total (C)	0	0	0	0.00	0.00	0	0.00
	GRAND TOTAL (A)+(B)+(C)	3563	3250600	0	N.A.	100.00	0	0.00


For Continental Securities Ltd


 Managing Director

(I)(b) Statement showing holding of securities (including shares, warrants, convertible securities) of persons belonging to the category "Promoter and Promoter Group"

Sr. No.	Name of the shareholder	Details of Shares held		Encumbered shares (*)			Details of warrants		Details of convertible securities		Total shares (including underlying shares assuming full conversion of warrants and convertible securities) as a % of diluted share capital
		Number of shares held	As a % of grand total (A) + (B) + (C)	No.	As a percentage	As a % of grand total (A)+(B)+(C) of sub-clause (I)(a)	Number of warrants held	As a % total number of warrants of the same class	Number of convertible securities held	As a % total number of convertible securities of the same class	
(i)	(ii)	(iii)	(iv)	(v)	(vi) = (v)/(iii)*100	(vii)	(viii)	(ix)	(x)	(xi)	(xii)
1	MEENA KHANDLWAL	100	0.00	0	0.00	0.00	0	0.00	0	0.00	0
2	HARI MOHAN GUPTA	850	0.03	0	0.00	0.00	0	0.00	0	0.00	0
3	PADAM SINGH	850	0.03	0	0.00	0.00	0	0.00	0	0.00	0
4	RAMESH SHARMA	850	0.03	0	0.00	0.00	0	0.00	0	0.00	0
5	YOGESH KUMAR GUPTA	850	0.03	0	0.00	0.00	0	0.00	0	0.00	0
6	MAMTA KHANDLWAL	1000	0.03	0	0.00	0.00	0	0.00	0	0.00	0
7	SURESH SHARMA	1300	0.04	0	0.00	0.00	0	0.00	0	0.00	0
8	BABULAL KHUTETA	1700	0.05	0	0.00	0.00	0	0.00	0	0.00	0
9	ANIL KUMAR JOHRI	1800	0.06	0	0.00	0.00	0	0.00	0	0.00	0
10	GOVIND SHARAN GUPTA	1800	0.06	0	0.00	0.00	0	0.00	0	0.00	0
11	MANISH GUPTA	1800	0.06	0	0.00	0.00	0	0.00	0	0.00	0
12	MOHIT GUPTA	1800	0.06	0	0.00	0.00	0	0.00	0	0.00	0
13	JAMNA DAS SETHI	2000	0.06	0	0.00	0.00	0	0.00	0	0.00	0
14	RAJKUMAR MAMODIA	2000	0.06	0	0.00	0.00	0	0.00	0	0.00	0
15	ANITA JAIN	2500	0.08	0	0.00	0.00	0	0.00	0	0.00	0
16	ARJUN LAL PUROHIT	2500	0.08	0	0.00	0.00	0	0.00	0	0.00	0
17	B.L. CHOUDHARY	2500	0.08	0	0.00	0.00	0	0.00	0	0.00	0
18	BABU LAL CHATURVEDI	2500	0.08	0	0.00	0.00	0	0.00	0	0.00	0
19	GANESH LAL	2500	0.08	0	0.00	0.00	0	0.00	0	0.00	0
20	JUGAL KISHORE	2500	0.08	0	0.00	0.00	0	0.00	0	0.00	0
21	MAMTA KHUTETA	2500	0.08	0	0.00	0.00	0	0.00	0	0.00	0
22	MANOJ KUMAR SHARMA	2500	0.08	0	0.00	0.00	0	0.00	0	0.00	0
23	OMPRAKASH NITHAWAL	2500	0.08	0	0.00	0.00	0	0.00	0	0.00	0
24	PUSHPA RAWAT	2500	0.08	0	0.00	0.00	0	0.00	0	0.00	0
25	PINKOO SOMANI	2500	0.08	0	0.00	0.00	0	0.00	0	0.00	0
26	RAM GOPAL TEMANI	2500	0.08	0	0.00	0.00	0	0.00	0	0.00	0
27	R.K. SHARMA	2500	0.08	0	0.00	0.00	0	0.00	0	0.00	0
28	RAJESH KHANDLWAL	2500	0.08	0	0.00	0.00	0	0.00	0	0.00	0
29	RATNESH	2500	0.08	0	0.00	0.00	0	0.00	0	0.00	0
30	SANGEETA JAIN	2500	0.08	0	0.00	0.00	0	0.00	0	0.00	0
31	SUBHASH CHAND DHAMOD	2500	0.08	0	0.00	0.00	0	0.00	0	0.00	0
32	SURAJMAL SHARMA	2500	0.08	0	0.00	0.00	0	0.00	0	0.00	0
33	SUNIL GUPTA	2500	0.08	0	0.00	0.00	0	0.00	0	0.00	0
34	S.K. GUPTA	2500	0.08	0	0.00	0.00	0	0.00	0	0.00	0
35	SANJAY KHUTETA	2500	0.08	0	0.00	0.00	0	0.00	0	0.00	0
36	SUNTA DHAMOD	2500	0.08	0	0.00	0.00	0	0.00	0	0.00	0
37	VIJAY KUMAR SHARMA	2500	0.08	0	0.00	0.00	0	0.00	0	0.00	0
38	VIRENDRA KUMAR	2500	0.08	0	0.00	0.00	0	0.00	0	0.00	0
39	HANSA KHANDLWAL	2600	0.08	0	0.00	0.00	0	0.00	0	0.00	0
40	JAGDISH CHANDRA KEDAWAT	2600	0.08	0	0.00	0.00	0	0.00	0	0.00	0
41	DILIP JAIN	2700	0.08	0	0.00	0.00	0	0.00	0	0.00	0
42	GAURICHARAN JOHRI	2700	0.08	0	0.00	0.00	0	0.00	0	0.00	0
43	SUNIL KHANDLWAL	3000	0.09	0	0.00	0.00	0	0.00	0	0.00	0
44	JUGAL KISHORE MAMODIA	3100	0.10	0	0.00	0.00	0	0.00	0	0.00	0
45	PARVATI DEVI	3100	0.10	0	0.00	0.00	0	0.00	0	0.00	0
46	BASANTI LAL SHARMA	3400	0.10	0	0.00	0.00	0	0.00	0	0.00	0
47	ASHOK KUMAR	3500	0.11	0	0.00	0.00	0	0.00	0	0.00	0
48	KAILASH NATH	3500	0.11	0	0.00	0.00	0	0.00	0	0.00	0
49	LAXMAN SINGH	3500	0.11	0	0.00	0.00	0	0.00	0	0.00	0
50	PUSHPA KHANDLWAL	3500	0.11	0	0.00	0.00	0	0.00	0	0.00	0


For Continental Securities Ltd.


Managing Director

51	S.N.GUPTA	3500	0.11	0	0.00	0.00	0	0.00	0	0.00	0
52	LALITA DEVI	3700	0.11	0	0.00	0.00	0	0.00	0	0.00	0
53	RAJIV AGARWAL	3700	0.11	0	0.00	0.00	0	0.00	0	0.00	0
54	NARESH HINGORANI	3800	0.12	0	0.00	0.00	0	0.00	0	0.00	0
55	RAKESHKUMAR JAIN	4000	0.12	0	0.00	0.00	0	0.00	0	0.00	0
56	RAMGOPAL RAWAT	4000	0.12	0	0.00	0.00	0	0.00	0	0.00	0
57	ANJU KHANDLWAL	4100	0.13	0	0.00	0.00	0	0.00	0	0.00	0
58	KAUSHALYA PABUWAL	4400	0.14	0	0.00	0.00	0	0.00	0	0.00	0
59	SUSHILA RAWAT	4400	0.14	0	0.00	0.00	0	0.00	0	0.00	0
60	NATHULAL KHANDLWAL	4500	0.14	0	0.00	0.00	0	0.00	0	0.00	0
61	B.D.SHARMA	5000	0.15	0	0.00	0.00	0	0.00	0	0.00	0
62	G.N.SINGH	5000	0.15	0	0.00	0.00	0	0.00	0	0.00	0
63	G.S.GUPTA	5000	0.15	0	0.00	0.00	0	0.00	0	0.00	0
64	N.K.JAIN	5000	0.15	0	0.00	0.00	0	0.00	0	0.00	0
65	N.K.AGARWAL	5000	0.15	0	0.00	0.00	0	0.00	0	0.00	0
66	NARAIN DHOOPAR	5000	0.15	0	0.00	0.00	0	0.00	0	0.00	0
67	R.M.GUPTA	5000	0.15	0	0.00	0.00	0	0.00	0	0.00	0
68	R.K.SHARMA	5000	0.15	0	0.00	0.00	0	0.00	0	0.00	0
69	S.N.SRIVASTAVA	5000	0.15	0	0.00	0.00	0	0.00	0	0.00	0
70	V.R.JANGID	5000	0.15	0	0.00	0.00	0	0.00	0	0.00	0
71	DWARKA PRASAD KHANDLWAL	5300	0.16	0	0.00	0.00	0	0.00	0	0.00	0
72	B.M.GUPTA	5500	0.17	0	0.00	0.00	0	0.00	0	0.00	0
73	J.P.SHARMA	5500	0.17	0	0.00	0.00	0	0.00	0	0.00	0
74	OMPRAKASH KHANDLWAL	5500	0.17	0	0.00	0.00	0	0.00	0	0.00	0
75	BABBAN RAWAT	5600	0.17	0	0.00	0.00	0	0.00	0	0.00	0
76	N.L.GUPTA	5600	0.17	0	0.00	0.00	0	0.00	0	0.00	0
77	MADANMOHAN GUPTA	5900	0.18	0	0.00	0.00	0	0.00	0	0.00	0
78	KRISHNA KEDAWAT	6500	0.20	0	0.00	0.00	0	0.00	0	0.00	0
79	RAMNATH KAROL	6500	0.20	0	0.00	0.00	0	0.00	0	0.00	0
80	SHANKARLAL	6600	0.20	0	0.00	0.00	0	0.00	0	0.00	0
81	VIKRAM KHUTETA	6700	0.21	0	0.00	0.00	0	0.00	0	0.00	0
82	HARI OM SHARMA	6800	0.21	0	0.00	0.00	0	0.00	0	0.00	0
83	CHANDAN KHANDLWAL	7000	0.22	0	0.00	0.00	0	0.00	0	0.00	0
84	GORDHANDAS SETHI	7200	0.22	0	0.00	0.00	0	0.00	0	0.00	0
85	RAJIV KHANDLWAL	7500	0.23	0	0.00	0.00	0	0.00	0	0.00	0
86	ASHOK MAMODIA	7600	0.23	0	0.00	0.00	0	0.00	0	0.00	0
87	GEETADEVI MAMODIA	10000	0.31	0	0.00	0.00	0	0.00	0	0.00	0
88	RAMSWAROOP RAWAT	10800	0.33	0	0.00	0.00	0	0.00	0	0.00	0
89	RADHIKA DANGAYACH	11900	0.37	0	0.00	0.00	0	0.00	0	0.00	0
90	GIRRAJ PRASAD KHANDLWAL	12400	0.38	0	0.00	0.00	0	0.00	0	0.00	0
91	PHOOL SINGH	12400	0.38	0	0.00	0.00	0	0.00	0	0.00	0
92	JAGDISH PRASAD KHANDLWAL	14300	0.44	0	0.00	0.00	0	0.00	0	0.00	0
93	RAJ KHUTETA	14500	0.45	0	0.00	0.00	0	0.00	0	0.00	0
94	RAJESH KHUTETA	16500	0.51	0	0.00	0.00	0	0.00	0	0.00	0
95	MADHU KHANDLWAL	17600	0.54	0	0.00	0.00	0	0.00	0	0.00	0
96	MURARILAL KHANDLWAL	22400	0.69	0	0.00	0.00	0	0.00	0	0.00	0
97	RAMESH CHAND RAWAT	24600	0.76	0	0.00	0.00	0	0.00	0	0.00	0
98	DINESH KHANDLWAL	34000	1.05	0	0.00	0.00	0	0.00	0	0.00	0
99	HEMLATA KHANDLWAL	43800	1.35	0	0.00	0.00	0	0.00	0	0.00	0
100	BHAGWATI KHANDLWAL	48400	1.49	0	0.00	0.00	0	0.00	0	0.00	0
101	NAVNEET KHANDLWAL	62600	1.93	0	0.00	0.00	0	0.00	0	0.00	0
102	MADAN LAL KHANDLWAL	70400	2.17	0	0.00	0.00	0	0.00	0	0.00	0
103	VIKRANT KHANDLWAL	79600	2.45	0	0.00	0.00	0	0.00	0	0.00	0
104	M/S A&A SALES PROMOTERS	20000	0.62	0	0.00	0.00	0	0.00	0	0.00	0
105	TRIDENT ELECTRONICS	20000	0.62	0	0.00	0.00	0	0.00	0	0.00	0
106	TIRUPATI FINBUILD PVT LTD	50000	1.54	0	0.00	0.00	0	0.00	0	0.00	0
107	CENTURY PROJECTS INDIA PVT LTD	60000	1.85	0	0.00	0.00	0	0.00	0	0.00	0
108	K.K.FINBUILDS P.LTD.	75000	2.31	0	0.00	0.00	0	0.00	0	0.00	0
109	M/S ORCHID SECURITIE PVT LTD	91500	2.81	0	0.00	0.00	0	0.00	0	0.00	0
110	UNIQUETECHNO ASSOCIATES PVT LTD	170000	5.23	0	0.00	0.00	0	0.00	0	0.00	0
TOTAL		1300000	39.99	0.00	0.00	0.00	0.00	0.00	0.00	0.00	0.00

(*) The term "encumbrance" has the same meaning as assigned to it in regulation 28(3) of the SAST Regulations, 2011


For Continental Securities Ltd.


Managing Director

(I)(c)(i) Statement showing holding of securities (including shares, warrants, convertible securities) of persons belonging to the category "Public" and holding more than 1% of the total number of shares

Sr. No.	Name of the shareholder	Number of shares held	Shares as a percentage of total number of shares {i.e., Grand Total (A)+(B)+(C) indicated in Statement at para (I)(a) above}	Details of warrants		Details of convertible securities		Total shares (including underlying shares assuming full conversion of warrants and convertible securities) as a % of diluted share capital
				Number of warrants held	As a % total number of warrants of the same class	Number of convertible securities held	% w.r.t total number of convertible securities of the same class	
1	Suman Lata Jain	71100	2.19	0	0	0	0	0
2	Sylvester Noronha	50000	1.54	0	0	0	0	0
3	Mahesh Khandelwal	35600	1.10	0	0	0	0	0
TOTAL		156700	4.82	0	0	0	0	0


For Continental Securities Ltd.


Managing Director

(I)(c)(ii) Statement showing holding of securities (including shares, warrants, convertible securities) of persons (together with PAC) belonging to the category "Public" and holding more than 5% of the total number of shares of the company

Sr. No.	Name(s) of the shareholder(s) and the Persons Acting in Concert (PAC) with them	Number of shares	Shares as a percentage of total number of shares {i.e., Grand Total (A)+(B)+(C) indicated in Statement at para (I)(a) above}	Details of warrants		Details of convertible securities		Total shares (including underlying shares assuming full conversion of warrants and convertible securities) as a % of diluted share capital
				Number of warrants	As a % total number of warrants of the same class	Number of convertible securities held	% w.r.t total number of convertible securities of the same class	
	NOT APPLICABLE	0	0	0	0	0	0	0
TOTAL		0	0.00	0	0	0	0	0

For Continental Securities Ltd.


Managing Director

(I)(d) Statement showing details of locked-in shares


Sr. No.	Name of the shareholder	Number of locked-in shares	Locked-in shares as a percentage of total number of shares (i.e., Grand Total (A)+(B)+(C) indicated in Statement at para (I)(a) above)	Promoter/Promoter Group/Public
	NOT APPLICABLE	N.A.	N.A.	N.A.
TOTAL				

For Continental Securities Ltd.


Managing Director

(ii)(a) Statement showing details of Depository Receipts (DRs)


Sr. No.	Type of outstanding DR (ADRs, GDRs, SDRs, etc.)	Number of outstanding DRs	Number of shares underlying outstanding DRs	Shares underlying outstanding DRs as a percentage of total number of shares (i.e., Grand Total (A)+(B)+(C) indicated in Statement at para (I)(a) above)
	NOT APPLICABLE	N.A.	N.A.	N.A.
TOTAL				

For Continental Securities Ltd.

Managing Director

(II)(b) Statement showing holding of Depository Receipts (DRs), where underlying shares held by "promoter/promoter group" are in excess of 1% of the total number of shares

Sr. No.	Name of the DR Holder	Type of outstanding DR (ADRs, GDRs, SDRs, etc.)	Number of shares underlying outstanding DRs	Shares underlying outstanding DRs as a percentage of total number of shares {i.e., Grand Total (A)+(B)+(C) indicated in Statement at para (I)(a) above}
	NOT APPLICABLE	N.A.	N.A.	N.A.
TOTAL				

For Continental Securities Ltd.


Managing Director